



Menino Survey of Mayors






The Only Nationally Representative Survey of American Mayors



Western University
Methods Workshop
February 4, 2022

Menino Survey of Mayors

- Only nationally representative survey of American mayors
- Initiated in 2014 at Boston University under the direction of the late Mayor of Boston, Tom Menino
- Continues with the support of Citi and The Rockefeller Foundation
- New partnership with Community Solutions in 2021 to field a series of questions on homelessness
- Principal investigators: Katherine Levine Einstein, David Glick, and Maxwell Palmer
- Homelessness Report Authors: Katherine Levine Einstein (Boston University) and Charley E. Willison (Cornell University)



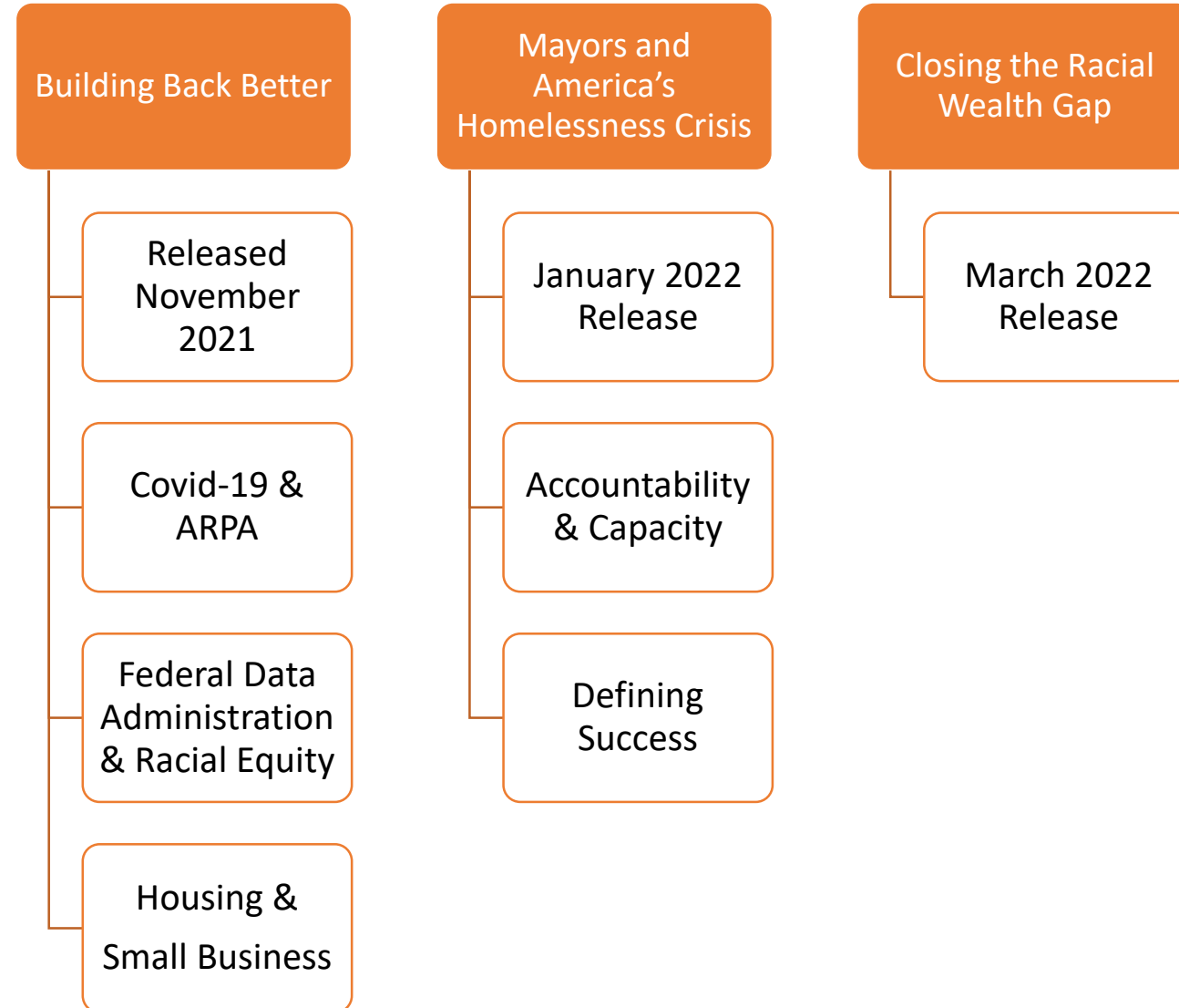
2021 Menino Survey

- Interviews with 126 mayors of cities > 75,000 residents
- Live interviews, conducted by phone (June-August 2021)
- Nationally representative sample



Findings available at:
surveyofmayors.com

2021 Menino Survey Topics



Lessons Learned: How to Run a Large-Scale Elite Survey

- **Value of public engagement**
 - Policy reports
 - Public events
 - Special modules with policy groups (e.g., Community Solutions, Trust for Public Land, National League of Cities)

- **Tradeoffs with in-person/over-the-phone interviews**
 - More time intensive over-the-phone
 - Ensures that we're speaking directly with mayors
 - Qualitative elaborations
 - Insights into policy expertise

- **Elite surveys are resource intensive!!**

Partnering on Elite Surveys

- **Why not just launch your own elite survey?**
 - Time intensive
 - Ethical issues and declining response rates due to survey fatigue
- **Our data are publicly available (free!!!) to researchers with university affiliations**
 - Analyses combining multiple years of data (e.g., research on climate change)
 - Could, for example, look at gender and mayoral attitudes across multiple years
- **Can use questions in other populations**
 - General public
 - Other political elites (e.g., ongoing research on housing groups)
- **Can be merged with administrative, political, and demographic data**
 - Census data
 - Finance data
 - Political context (e.g., state partisan context)

Limits to our Survey

- **We don't do survey experiments**
- **Sample universe is small (mayors of cities over 75,000) – limits ability to do lots of statistical analyses due to small sample size**
- **Mayors are important, but their expertise is limited and variable in some areas**

For more information....

- <https://www.surveyofmayors.com>
- Feel free to reach out! kleinst@bu.edu